

Review Center #1

Criteria A – Oral Communication

This center will help you practice:

- **expressing your likes and dislikes**
- **asking and answering the following questions**
 - **What do you like to do?**
 - **What don't you like to do?**
 - **Do you like to...(something specific)?**

Directions:



- 1. Work with your partner to complete the third and fourth levels of the tiered activities that we've previously done in class.**
- 2. If you want to try to get an advanced, include the seasons/weather in your questions and responses (ej. Cuando hace frío en el invierno, ¿qué te gusta hacer?)**



Trabajo de Timbre

Tiered Activities:

Goal: To review the infinitive verb forms

Tier 1	Tier 2	Tier 3	Tier 4
<p>Take turns quizzing each other with the activity cards.</p> <p>Each person should name the infinitive verb form for each activity card.</p> <p>Use your book (pgs. 26 & 27 or p. 46) if you need extra support.</p> <p>Create a "get it" and "don't get it" pile. Review the "don't get it" pile.</p> <p>Ex.</p>  <p>"bailar"</p>	<p>Take turns quizzing each other with the activity cards.</p> <p>Each person should name the infinitive verb form for each activity card and put it in a complete opinion statement to express whether or not you like to do something and to what extent.</p> <p>Ex.</p>  <p>"Me gusta (mucho) bailar."</p> <p>"No me gusta (nada) bailar."</p>	<p>Take turns quizzing each other with the activity cards.</p> <p>Each person should name the infinitive verb form for each activity card. One person should ask the other if he/she likes to do the activity. The other should answer.</p> <p>Ex.</p> <p>"¿Te gusta bailar?"</p> <p>"Si, me gusta (mucho) bailar."</p> <p>"No, no me gusta (nada) bailar."</p>	<p>Take turns quizzing each other with the activity cards.</p> <p>Go through tier 1 with your partner as quickly as you can. You feel confident you know all of the infinitives; now it's time to practice fluency.</p> <p>When done with Tier 1, begin a conversation with your partner while looking at all of the cards. One partner should ask both of the following questions:</p> <p>"¿Qué te gusta hacer?"</p> <p>"¿Qué no te gusta hacer?"</p> <p>The other should respond by creating as many clear and complex sentences as possible.</p> <p>Try to incorporate all of the following somewhere smoothly within the context of your response:</p> <p>"...y...pues...ni...ni... nada...mucho...también... tampoco ...pero..."</p>

Repaso del capítulo

Vocabulario y gramática

jcd-0189



To prepare for the test, check to see if you . . .

- know the new vocabulary and grammar
- can perform the tasks on p. 47

to talk about activities

bailar	to dance
cantar	to sing
correr	to run
dibujar	to draw
escribir cuentos	to write stories
escuchar música	to listen to music
esquiar	to ski
hablar por teléfono	to talk on the phone
ir a la escuela	to go to school
jugar videojuegos	to play video games
leer revistas	to read magazines
montar en bicicleta	to ride a bicycle
montar en monopatín	to skateboard
nadar	to swim
pasar tiempo con amigos	to spend time with friends
patinar	to skate
practicar deportes	to play sports
tocar la guitarra	to play the guitar
trabajar	to work
usar la computadora	to use the computer
ver la tele	to watch television

to say what you like to do

(A mí) me gusta ____.	I like to ____.
(A mí) me gusta más ____.	I like to ____ better. (I prefer to ____.)
(A mí) me gusta mucho ____.	I like to ____ a lot.
A mí también.	I do too.

to say what you don't like to do

(A mí) no me gusta ____.	I don't like to ____.
(A mí) no me gusta nada ____.	I don't like to ____ at all.
A mí tampoco.	I don't (like to) either.

For *Vocabulario adicional*, see pp. 472-473.

to ask others what they like to do

¿Qué te gusta hacer?	What do you like to do?
¿Qué te gusta más?	What do you like (prefer) better?
¿Te gusta ____?	Do you like to ____?
¿Y a ti?	And you?

other useful words and expressions


ni . . . ni	neither . . . nor, not . . . or
o	or
pues . . .	well . . .
sí	yes
también	also, too
y	and



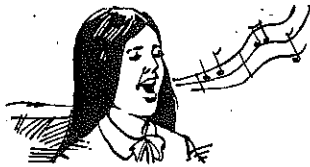


Write the Spanish vocabulary word below each picture. If there is a word or phrase, copy it in the space provided. Be sure to include the article for each noun.

























Realidades **1**


Nombre _____


Hora _____

Capítulo 1A


Fecha _____


Vocabulary Flash Cards, Sheet 2






















Realidades **1**


Nombre _____


Hora _____

Capítulo 1A

Fecha _____

Vocabulary Flash Cards, Sheet 3





sí



también

y

pues...

ni... ni

o



Realidades **1**

Nombre _____

Hora _____

Capítulo 1A

Fecha _____

Vocabulary Flash Cards, Sheet 4
